

THREE MODELS. TWO SWITCHES.

ONE COMPLETE SOLUTION



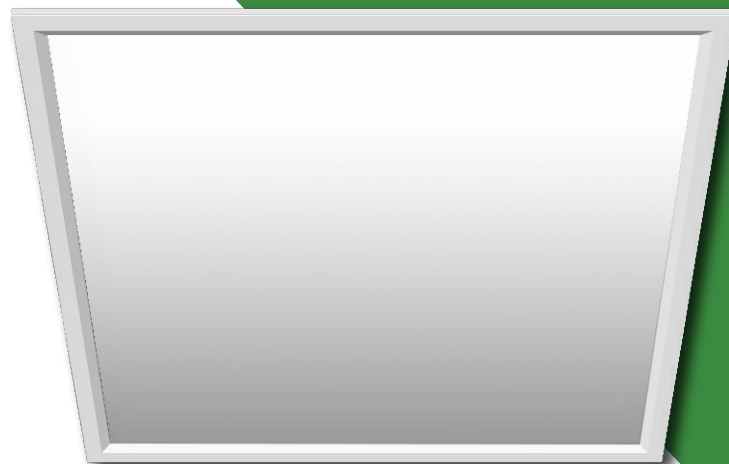
Designed with the end-user and contractor in mind, the L-Grid® Edge Xtreme XL Select is a new generation of LED flat panel with selectable CCT and wattage options. The ability to make adjustments in the field during installation helps to simplify lighting design for end-users while keeping inventory low for distributors and contractors.

PRODUCT FEATURES

- 2x4, 2x2, and 1x4 models available.
- Individual switches for selecting CCT and wattage.
- Industry-leading LEDs with >80 CRI.
- NSF Certified for controlled environments.
- Uniform light distribution.
- Contractor-friendly installation.
- Surface mountable and controls-ready.

L-GRID® EDGE XTREME XL SELECT

BACKLIT FLAT PANEL




USLED
Always the Right Choice!



REVEAL YOUR TRUE COLORS

This new generation of LED flat panels takes advantage of the creative possibilities of white light. With the excellent color rendering of Ra>80, the L-Grid® Edge Xtreme XL Select offers the ability to select from multiple CCT options with just a flip of a switch. Want your customers to feel cozier while shopping? Adjust down to 3500K. Want to improve focus and productivity in the office? Change to 5000K. Now you select the right hue, right on cue.



3500K

4000K

5000K

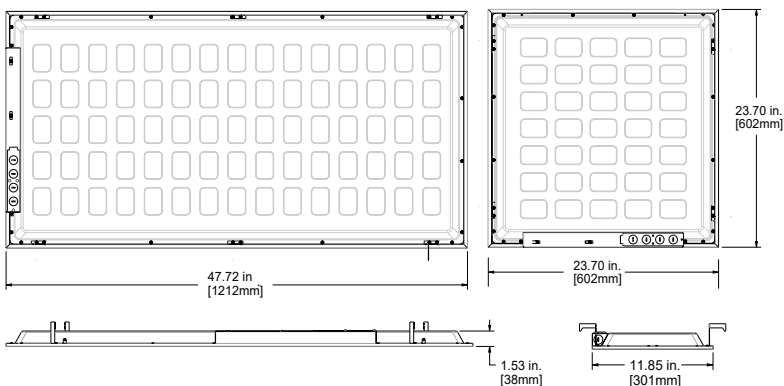
SHED LIGHT ON THE MATTER

In addition to picking the right CCT, users can choose from multiple wattages while out in the field. The variety of lumen output helps to meet the challenges of various applications with efficacies equally as impressive. By guaranteeing the highest level of efficiency, these LED flat panels create ideal lighting for any environment, while still providing the flexibility to shift over time as your needs do.

VERSATILITY FOR CONTRACTORS

US LED knows how critical it is for contractors to provide their customers the right product at the right price. With new selectable CCT and wattage choices, contractors can provide more options with less inventory to carry. What does that mean for the bottom line? More product availability, reduced costs, and improved customer satisfaction. Now that's a business move in the "light" direction.

DIMENSION DATA



PERFORMANCE DATA

Catalog Number	Size	CCT	Wattage	Lumens
FTR3-14-UNVL-26-SCCT	1x4	3500K, 4000K, or 5000K	26W, 32W, or 40W	Up To 5,473
FTR3-22-UNVL-26-SCCT	2x2	3500K, 4000K, or 5000K	26W, 32W, or 40W	Up To 5,378
FTR3-24-UNVL-32-SCCT	2x4	3500K, 4000K, or 5000K	32W, 40W, or 50W	Up To 7,189

USLED[™]
Always the Right Choice!