

QubePAK®4

Outdoor LED Wall Pack



Key Features

- Low-wattage, highly-efficient patented LED replacement for legacy HID wall packs.
- Traditional aesthetics offer a familiar commercial look for any outdoor application.
- Robust die-cast housing is IP65-rated to protect integral components.

Electrical

- 120-277V 50/60Hz driver.
- 0-10V dimming standard.
- System power factor >90% and THD <20%.
- Operating temperature: -40°C to 45°C (-40°F to 113°F).

Mounting

- Designed for wall mounting above four feet from the ground.
- Housing is configured for mounting directly over a standard 4" outlet box (by others) or surface wiring via any of the convenient 1/2" threaded conduit entries.

Construction

- Two-piece die-cast aluminum housing optimizes thermal management (IP65 Rated).
- Housing is protected by a RoHS compliant, corrosion resistant powder coat finish.
- Standard architectural bronze finish.
- High-impact, heat-resistant borosilicate glass lens is hinged and won't degrade.

Optics

- Industry-leading LEDs with 5000K CCT (minimum 70 CRI).
- IES Type IV distribution.
- Lumen Maintenance: ≥167,000 hours (L70).¹

Warranty

- Backed by US LED's industry-leading Ten-Year Warranty.

Project _____ Date _____

Catalog Number _____ Type _____

Product Performance Summary

Lumen Output	Up to 19,664 lumens
Efficacy	Up to 173 LPW
CRI	≥ 70 CRI
Available CCT	5000K
Warranty	Ten-Year Warranty

Product Overview

Introducing the QubePAK®4, US LED's latest advancement in wall pack lighting. Engineered to outperform and outlast traditional HID wall packs, the QubePAK®4 is the epitome of energy efficiency and durability. Built with a robust housing and traditional aesthetics, it stands resilient against the elements, ensuring exceptional performance for 167,000 hours (L70). The QubePAK®4 is perfect for new construction and retrofit projects, offering outstanding illumination in a popular classic design.

Product Applications

- Self-Storage Facilities
- Educational Facilities
- Business Campuses
- Industrial Facilities
- Mall/Retail Areas
- Recreational Areas
- Building Exteriors
- Security Lighting
- Wall Washing
- Parking Lots

Product Certifications

- UL Listed
- DLC Premium Listed
- Complies with UL1598 and CSA C22.2
- Suitable for Wet Locations
- IP65 Rated Enclosure
- RoHS Compliant



Ordering Information

Example: **ULWL1-1-UNVL-50-40-BZ**

ULWL1					
Series	Variant	Input Voltage	CCT	Wattage	Finish
1	Standard	UNVL 120-277V	50 5000K	24 24W	BZ Bronze
				32 32W	W White ²
				40 40W	C Custom ²
				72 72W	
				96 96W	
				120 120W	

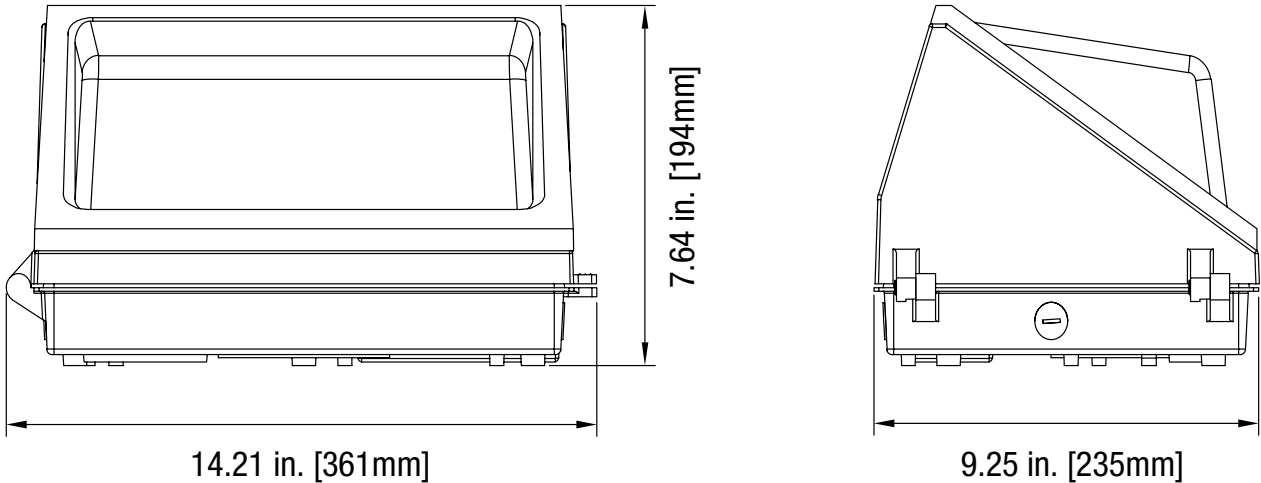
Accessories

- BB** Remote Battery Back-Up
- C** Casambi Enabled
- IB** Integrated Battery Back-Up
- PC** Photocell
- ULWL1-WG** Wire Guard

¹ US LED product 'Lifetimes' refer only to the LED light engine, not the power source, and are based on the Illuminating Engineering Society's TM21 Projected Lumen Maintenance methodology at a 25° C / 77° F ambient temperature. The lifetimes are solely meant to be a guide for expected LED degradation and not a warranty or predictive of their actual life, which can be affected by ambient temperatures and other factors.
² Custom colors available upon request. Please consult and specify color with the factory.

Dimensions

Product Net Weight
8.00 lbs. [3.60kg]



Performance Data

All photometric testing performed to IESNA LM-79 standards by an accredited testing facility.
For photometric data details, please visit www.usled.com or consult the factory directly.

Model	CCT	System Level Power	Delivered Lumens	Efficacy	BUG Rating	L70 Calculated Life
ULWL1-1-UNVL-50-24-XX	5000K	23W	3,994	173 LPW	B1-U3-G3	≥167,000 Hours
ULWL1-1-UNVL-50-32-XX	5000K	32W	5,447	170 LPW	B1-U3-G3	≥167,000 Hours
ULWL1-1-UNVL-50-40-XX	5000K	38W	6,545	168 LPW	B1-U3-G4	≥167,000 Hours
ULWL1-1-UNVL-50-72-XX	5000K	74W	12,528	169 LPW	B2-U4-G5	≥167,000 Hours
ULWL1-1-UNVL-50-96-XX	5000K	97W	16,099	165 LPW	B3-U5-G5	≥167,000 Hours
ULWL1-1-UNVL-50-120-XX	5000K	119W	19,664	164 LPW	B3-U5-G5	≥167,000 Hours

Accessories

[BB] Remote Emergency Battery Back-Up

Product Overview

UL Listed LED emergency driver that allows the same luminaire to be used for both normal and emergency operation. In the event of a power failure, the battery back-up switches to the emergency mode and operates the luminaire for 90 minutes.

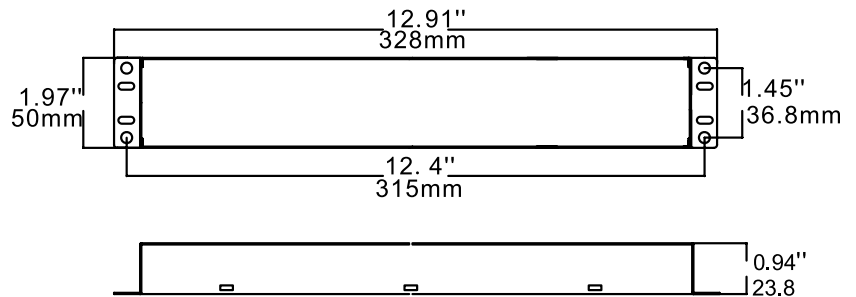
Key Features

- Meets all NEC, IBC, and Life Safety Code Emergency Lighting Requirements
- Constant wattage delivery maintains illumination for the full emergency runtime with no degradation.
- Self-testing feature.
- Five-Year warranty.



Specifications

Rated Input Voltage	100-347VAC, 50/60Hz
Input Current	≤100mA Max
Input Power	12W Max
Output Voltage Range	170V DC
Output Power	6-25W
Recharge Time	24 Hours
Discharge Time	90 Minutes
Ambient Temperature Rating	0°C to 50°C (32°F to 122°F)



[PC] Electronic Photocell 120-277VAC

Product Overview

The electronic photocontrol accessory is perfect for simplified outdoor lighting control, providing easy ON/OFF function in accordance with the ambient lighting level.

Key Features

- Installed internally within the fixture (no external mounting required).
- Non-drift silicon light sensor with IR filter.
- DC relay with zero-crossing circuitry for extended life.



Specifications

Sensor Time Delay	Instant ON; 3 sec to 10 sec OFF
Photocell Type	Silicon Diode
Photo Control Switch Type	Relay
Power Consumption	0.4W Max
Activation On	10~20Lx
Activation Off	30~80Lx
Dimensions	2.25" (H) x 1.14" (W) X 1.73" (D)
Operation Temperature	-40°C to 70°C (-40°F to 158°F)



Accessories


[ULWL1-WG] Protective Wire Guard

Product Overview

The wire guard for the QubePAK4 LED wall pack adds a layer of protection against accidental impacts or vandalism. Crafted from durable steel with a sleek chrome finish, it maintains the fixture's appearance while safeguarding its performance.

Key Features

- Durable steel construction for long-lasting protection.
- Chrome finish for a sleek, professional look.
- Shields fixture from accidental impact and vandalism.
- Easy to install and maintain.



Specifications

